



BILDSAMT
BILDER SOM STÖD
I SAMTAL OM VÅLD

**Providing children with cognitive and
communicative disabilities opportunities
to participate in the forensic interview**

Ylva Edling, Child Psychologist

Charlotte Qvandt, Child Forensic Interviewer
Barnahus Stockholm

Violence in numbers (WHO, 2014)

33% of women have been physically or sexually abused by a partner

25% of adults have been victims of violence during their childhood

20% of women have been sexually abused during their childhood

Men with disabilities are almost twice as often victims of violence

Women with disabilities are three times more likely of being victims of violence

(United States Bureau of Justice Statistics. (2012). Crime against persons with disabilities)

In a study from 2003 on persons with communication disorders, 45% stated that they had been victims of violence and 71% had been repeat victims. 97% knew the perpetrator

(Bryen, Carey & Frantz)





Children with disabilities are 3-5 times more at risk of becoming victims of violence

Children with disabilities are also at higher risk of being repeat victims of violence

(Svedin, Jonsson och Landberg 2016)

The project

Three year collaboration project between DART (Sahlgrenska University hospital), Barnahus Stockholm, Gymnasiesärskolan Alingsås, FUB Västra Götaland, Autism & Aspergerföreningen distrikt Göteborg and Föreningen för assistansberättigade (IfA)

The aim is to make it possible for individuals (children, youth and adults) with communicative and/or cognitive disabilities to talk about violence

The project is funded by the Swedish heritage fund

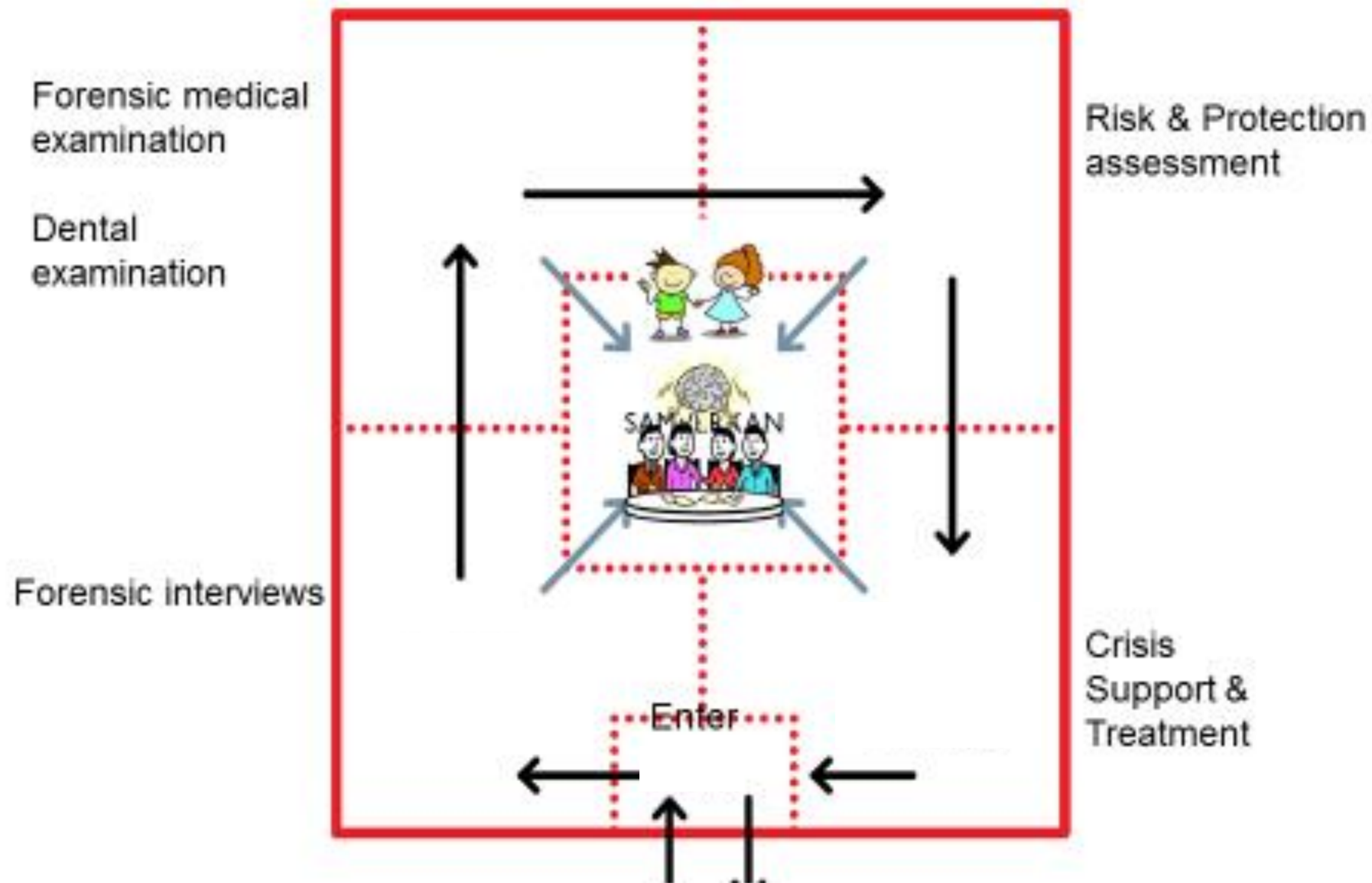
Project aim

- ▶ Creating a set of different pictorial support materials for preventive, discovering and handling conversations about violence
- ▶ Materials are available at www.bildsamt.se and can be used by all, free of charge
- ▶ All the materials we present today are available in English

Barnahus Stockholm

- ▶ Multi-disciplinary and interagency service for children 0-18 years old who are victims of violence
- ▶ Child-friendly environment
- ▶ The child should not be asked to tell his/her story to many different professionals
- ▶ Multi-disciplinary meetings every week to discuss individual cases and make a joint plan
- ▶ Crisis support and counselling is provided at Barnahus

Multidisciplinary work at Barnahus



Who works at Barnahus Stockholm?

- Child Protection Services: 7 coordinators/social workers
- Police: about 40 staff members (25 investigators, four group managers and a couple of administrators)
- BUP/Mental Health: 6 child psychologists specialized in trauma
- Barnskyddsteam/Medical Health: 3 specialist nurses, doctors
- Prosecution: 3 public prosecution offices (about 20 prosecutors in total)

General principles for child forensic interviews in Sweden

- ▶ Method (NICHD protocol) which favours open ended questions to ensure XXX and to help the child to give an unaffected testimonial based on age and maturity.
- ▶ The interview is carried out by staff employed by the police.
- ▶ The child is picked up from school by a special legal representative assigned by the court. A well-known person (teacher or such) comes with the child to the interview.
- ▶ The interview is filmed since children under 15 years does not have to appear in court.

What is helpful/ creates safety for children with communicative and cognitive disabilities?

- ▶ To be allowed to use familiar communicative support tools
- ▶ Preparation
- ▶ Visual support
- ▶ Help with creating a sense of structure.
- ▶ A perspicuous and safe environment free from surprising /overwhelming stimuli
- ▶ Clear and distinct information, other than speech
- ▶ Using more than one medium to communicate

Risks of using pictorial support in the child forensic interview

- ▶ The risk of leading the child into providing the investigation with false information. The use of pictorial support can lead to that if used wrong and/or in the substantial phase of the forensic interview.
- ▶ More research needs to be done on how the use of communicative support affects recalling a memory.

Solution: Focus on *information* and *structure*, not on the suspected crime itself

- - ▶ Find out as much as possible about the specific child and its needs.
 - ▶ Present all the phases of the interview, and what you expect of the child, in a clear and structured way.
 - ▶ Use pictorial support to provide the child information.
 - ▶ Visualise the structure of the interview by using a schedule.
 - ▶ The aim is to reduce stress in order to help the child performing the interview in the best possible way.

Overview: pictorial support for child forensic interviews

- ▶ A pictorial map developed for the special legal representative to use when preparing the child at the pick-up.
- ▶ A pictorial map to inform the child in the waiting-room before the interview. XXX
- ▶ A step-by-step schedule over the different phases of the interview with removable pictures to increase flexibility.
- ▶ A pictorial map over some “ground rules” regarding the interview.
- ▶ A picture of the “four different rooms” of Barnahus.

Karta medföljare/särskild företrädare, barnförhör

www.bildsamt.se



Väntrum barnförhör

www.bildsamt.se



För info om symbollicenser: <http://www.dart-gbg.org/licenser>
Detta bildstöd är skapat via www.bildstod.se


















Schema barnförhör

www.bildsamt.se



Grundregler barnförhör

www.bildsamst.se

<p>presentation</p> 	<p>polis</p> 	<p>tolk</p> 	<p>Barnahus</p> 	<p>träffa</p> 	<p>prata</p> 
<p>fråga</p> 	<p>förstå</p> 	<p>inte förstå</p> 	<p>kommer inte ihåg</p> 	<p>vet inte</p> 	<p>viktigt</p> 
<p>inte, fel</p> 	<p>berätta sånt som har hänt</p> 	<p>inte hitta på</p> 	<p>säga pinsamma ord</p> 	<p>säga fula ord</p> 	

Barnahus



Polisen


polis



vad har hant?



utreder brott



Social-
tjänsten

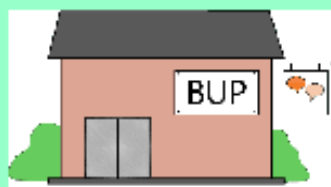
socialsekreterare



hur är det hemma?



skyddar barn



BUP

psykolog



hur mår du?



stöd och behandling



Sjukvården

läkare
sjuksköterska



hur mår kroppen?



undersöker



Experiences from using the material

- ▶ Stress-reducing. The child got a better understanding on what was expected of it.
- ▶ Initial hesitation from fellow forensic interviewers before using the material. Only positive reactions after trying it.
- ▶ A perfect opportunity to give the child power over a situation most commonly controlled by others (adults).
- ▶ Many children are used to pictorial support from school. Recognition has a calming effect in a stressful situation.

How can we move forward?

- Children with more severe communication-disabilities still don't get a proper chance to exercise their legal capacity.
- Knowledge about children with special needs has to be spread more amongst the legal system in general, and more specific about how communication support can, and cannot, be used.
- We still need a sufficient communication support for younger children without disabilities.
- More research needs to be done in this field - we need to know more!



BILD SAMT

BILDER SOM STÖD I SAMTAL OM VÅLD

Välj språk

MENY



Nyheter

Här kan du läsa om senaste nytt i projekt Bildsamt.

www.bildsamt.se



BILD SAMT

BILDER SOM STÖD I SAMTAL OM VÅLD



Thank you!

Charlotte Qvandt, Child Forensic Interviewer and
Crime investigator

charlotte.qvandt@polisen.se

+46 70 347 05 60

Ylva Edling, Child Psychologist

ylva.edling@sll.se

+46 76 050 29 65