

Religion, migration and juvenile delinquency

Martin Killias

Anastasiia Monnet Lukash

University of St. Gallen

Presentation during the Stockholm Criminology Symposium. 20.06.2017

Religious affiliation in Switzerland and ex-Yugoslavia. Frequencies, in %

	Switzerland (national sample) ^a		Swiss youths without immigration background ^{a d}		Swiss youths with immigration background ^{a e}		Swiss youths with at least one parent born in ex- Yugoslavia ^a		Ex-Yugoslavian countries ^{b f}	
	% ^a	N= ^c	% ^a	N= ^c	% ^a	N= ^c	% ^a	N= ^c	% ^b	N= ^b
Do not belong to any religion	15,3	628/558	14,7	309/278	15,9	307/267	5,8	24/19	Atheism	2,4
Catholic	38,1	1565/1917	39,9	837/1070	36,6	706/815	14,3	60/69	Catholic	5,1
Protestant	25,1	1031/809	38,4	807/595	10,7	207/202	1,9	8/7	Protestant	0,1
Orthodox	2,5	102/107	0,2	4/5	4,9	95/96	16,2	68/70	Orthodox	35,7
Other Christian religions:	6,1	250/228	6,1	128/116	6,1	117/109	2,3	9/11		
Islam Alevitismus	9,1	372/393	0,2	4/6	18,9	364/381	58,8	246/261	Islam	54,9
Other : Buddismus, Hindou, Rasafarai, Shinto, sikh, Yezide, Judaism	3,8	157/107	0,5	11/9	6,9	133/92	0,7	3/3	Other	1,8
N=		4106/4119		2100/2079		1929/1962 4029/4041		419/440	N=	6143

^a Weighted data

^b Non-weighted data

^c N= weighted/non-weighted data

^d Both parents born in Switzerland

^e At least one parent born abroad

^f Bosnia-Herzegovina, Kosovo, Macedonia, Serbia

Religious affiliation in Switzerland and ex-Yugoslavia. Frequencies, in %

	Switzerland ^a	ex-Yugoslavia
Do not belong to any religion	15,9	2,4
Christian religions	74,7	41,7
Islam	9,4	55,9
N=	3949/4012 ^c	6143 ^b

^a weighted data

^b non-weighted data

^c weighted-non-weighted data

Religious affiliation by origin of juveniles in Switzerland, in %

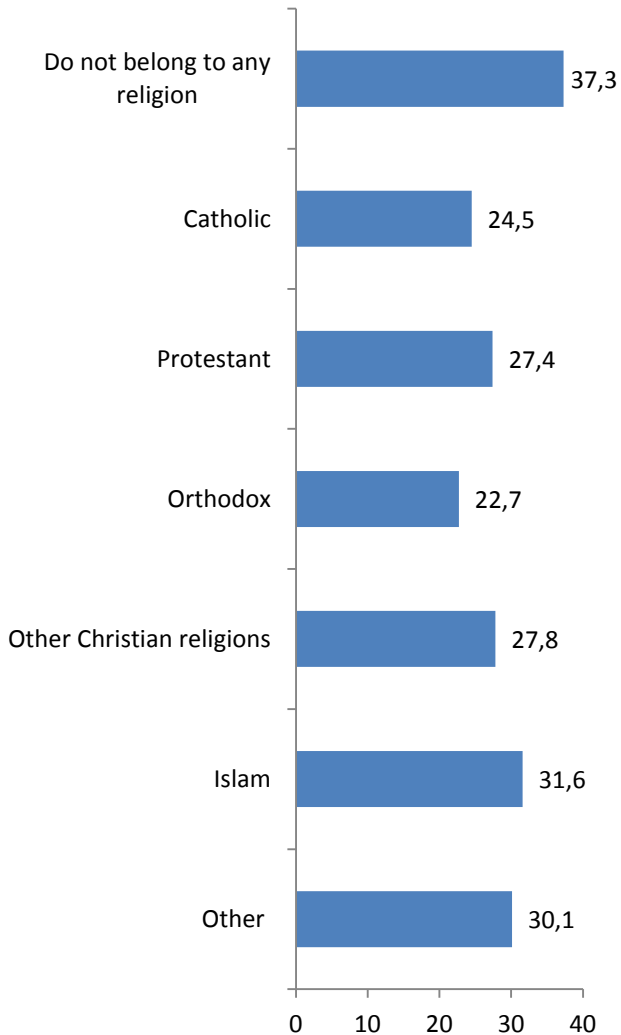
	Do not belong to any religion	Catholic	Protestant	Christian Orthodox	Other Christian religions	Islam, Alevitism.	Other ^a	N= ^b
Child born in CH, both parents born in CH	14,7	40,0	38,4	0,2	6,0	0,2	0,5	2087/2065
Child born in CH, father in CH, mother abroad	27,4	42,9	17,8	1,2	5,2	2,9	2,6	343/348
Child born in CH, mother in CH, father abroad	20,2	39,5	22,7	0,6	8,5	5,4	3,1	352/358
Child born in CH, both parents born abroad	8,1	31,8	3,6	7,7	3,6	33,1	12,0	724/737
Child born abroad, at least one parent born in CH	21,1	39,4	28,2	0,0	4,2	2,8	4,2	71/85
Child born abroad, both parents born abroad	15,7	36,3	5,3	7,3	9,7	20,4	5,3	452/447

^a Buddhismus, Hindou, Rasafarai, Shinto, Sikh, Yezide, Judaism

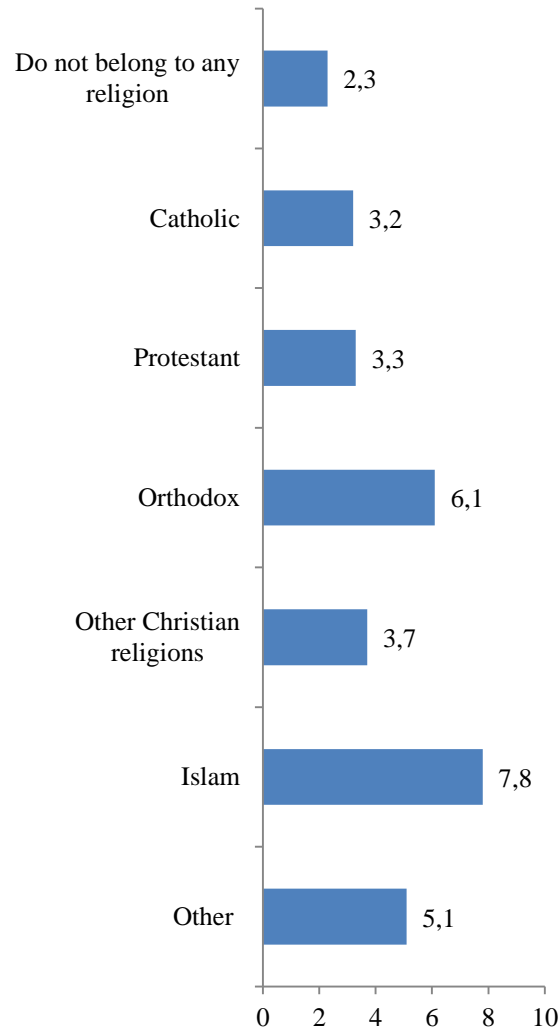
^b Weighted/non-weighted data

Juvenile delinquency (last year prevalence) by religious affiliation in Switzerland, national sample, in %

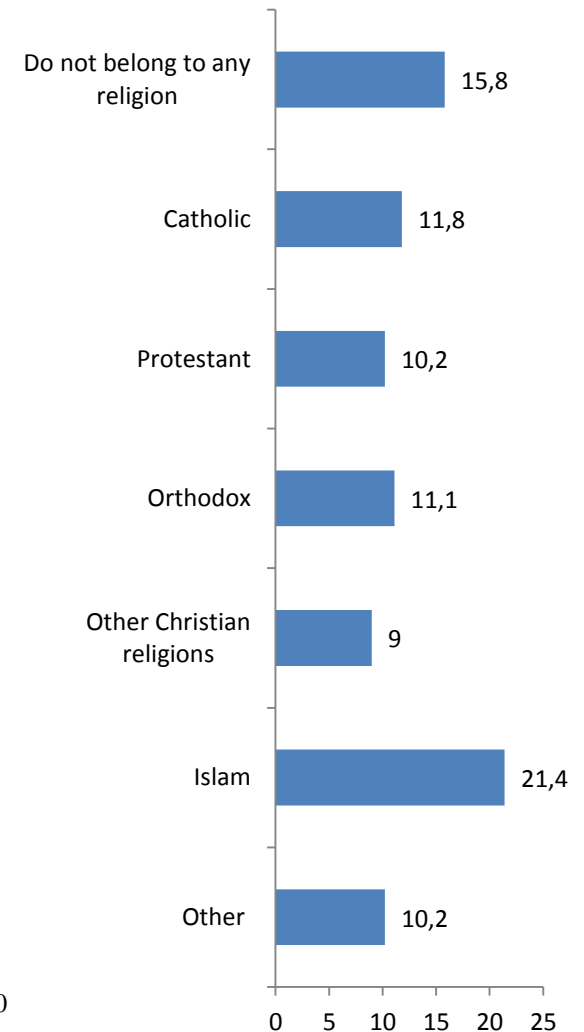
Minor offences



Violent offences

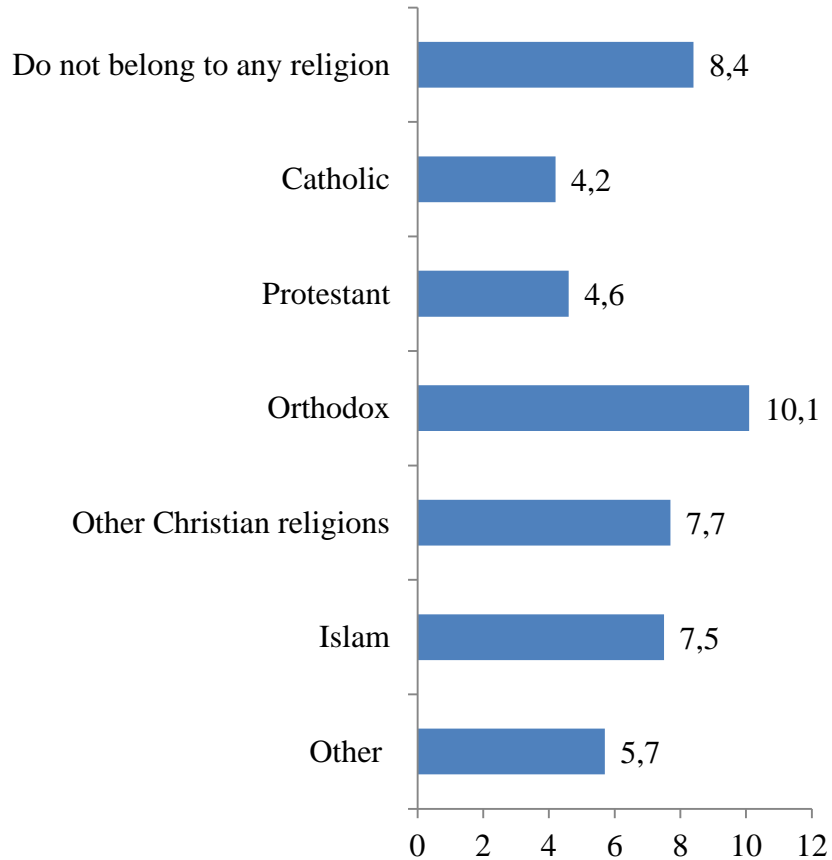


Property offences

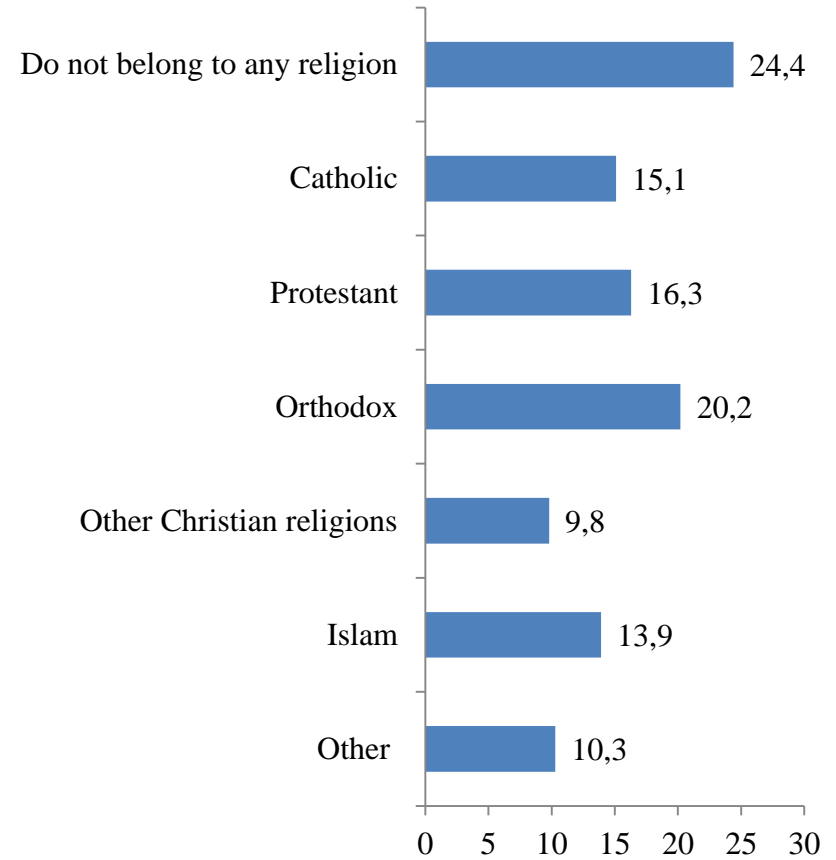


Drug dealing and cannabis use (life time prevalence) by religious affiliation in Switzerland, national sample, in %

Drug dealing

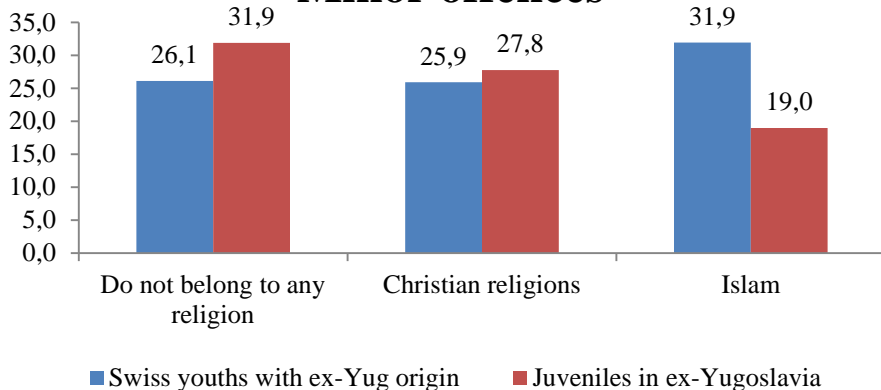


Cannabis use

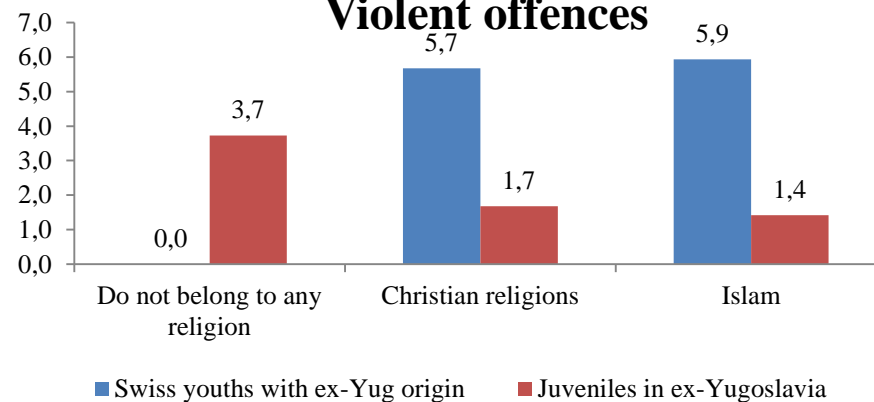


Juvenile delinquency (last year prevalence) by religious affiliation among juveniles with ex-Yugoslavian origin in Switzerland and in ex-Yugoslavian countries (Bosnia-Herzegovina, Kosovo, Macedonia, and Serbia), in %

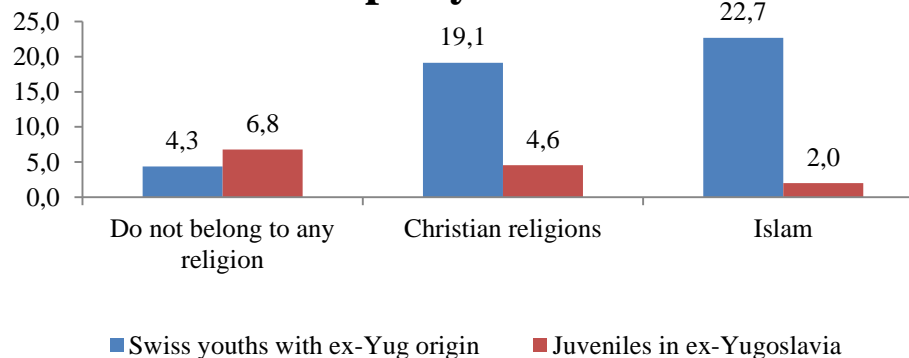
Minor offences



Violent offences

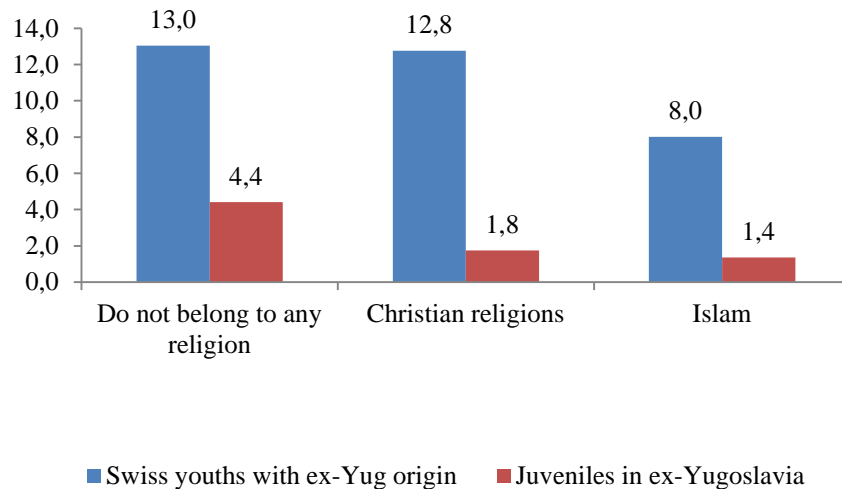


Property offences

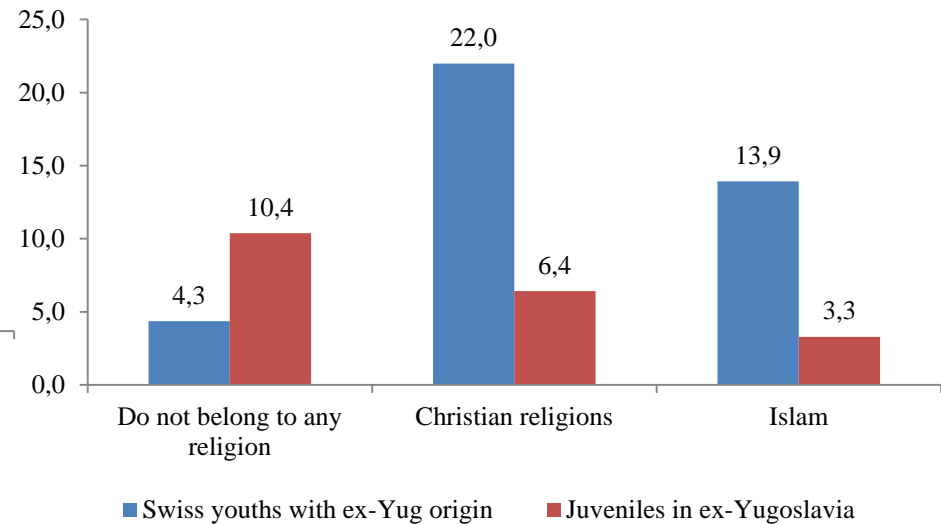


Drug dealing and cannabis use (life time prevalence) by religious affiliation among juveniles with ex-Yugoslavian origin in Switzerland and in ex-Yugoslavian countries (Bosnia-Herzegovina, Kosovo, Macedonia, and Serbia), in %

Drug Dealing, ltp



Cannabis use



Self-control by religious affiliation among juveniles in Switzerland with and without immigration background, in %

	Switzerland (national sample)			Swiss juveniles without immigration background			Swiss juveniles with immigration background		
	Strong self-control ^a	Weak self-control ^b	N= ^d	Strong self-control ^a	Weak self-control ^b	N= ^d	Strong self-control ^a	Weak self-control ^b	N= ^d
	% ^c	% ^c		% ^c	% ^c		% ^c	% ^c	
Do not belong to any religion	43,6	56,4	583/512	43,0	57,0	291/260	44,2	55,8	292/252
Catholic	43,4	56,6	1480/1792	48,5	51,5	812/1029	37,3	62,7	668/763
Protestant	52,1	47,9	959/755	55,6	44,4	766/565	38,3	61,7	193/190
Orthodox	28,0	72,0	93/97	n/a	n/a	3/4	28,9	71,1	90/93
Other Christian religions	47,1	52,9	240/220	49,6	50,4	125/113	44,3	55,7	115/107
Islam Alevitismus	33,5	66,5	343/362	n/a	n/a	4/6	33,6	66,4	339/356
Other : Buddismus, Hindou, Rasafarai, Shinto, sikh, Yezide, Judaism	41,3	58,7	143/99	n/a	n/a	12/9	42,7	57,3	131/90
			3841/3837			2013/1986			1828/1851
			.000/.000			.001/.001		.030/.684	

^a Strong self-control = at least seven out of nine statements about weak self-control were disagreed

^b Weak self-control = at least three out of nine statements about weak self-control were agreed

^c Weighted data

^d N= weighted/non-weighted data

Thank you for your attention !