



UNT[®]

UNIVERSITY
OF NORTH TEXAS[®]

EST. 1890

Adverse Childhood Experiences

Prevalence, Impact, and
Protective Factors among
the Cambridge Study

Jessica M. Craig, Alex R.
Piquero, David P. Farrington, &
Maria M. Ttofi

Introduction

- Adverse Childhood Experiences (ACEs) (Felitti et al., 1998)
 - Emotional abuse, physical abuse, sexual abuse, emotional neglect, physical neglect, domestic violence toward the youth's mother, household substance abuse, household mental illness, parental separation/divorce, and a household member with a history of jail/imprisonment
- Increase wide range of negative outcomes

Protective Factors of Crime

- Moderates the impact of a risk factor on crime
- Common factors
 - Individual: low hyperactivity, being shy
 - Family: good parental supervision, small family
 - School: strong commitment, high achievement
 - Peer: having few friends
 - Community: strong social support, strong attachment

ACEs & Resiliency

- Only 1 study to-date investigated moderating effects in ACE-crime relationship (Craig et al., 2017)
- Literature on resiliency also focuses on protective factors
 - High IQ, good classroom behavior, coming from an intact family

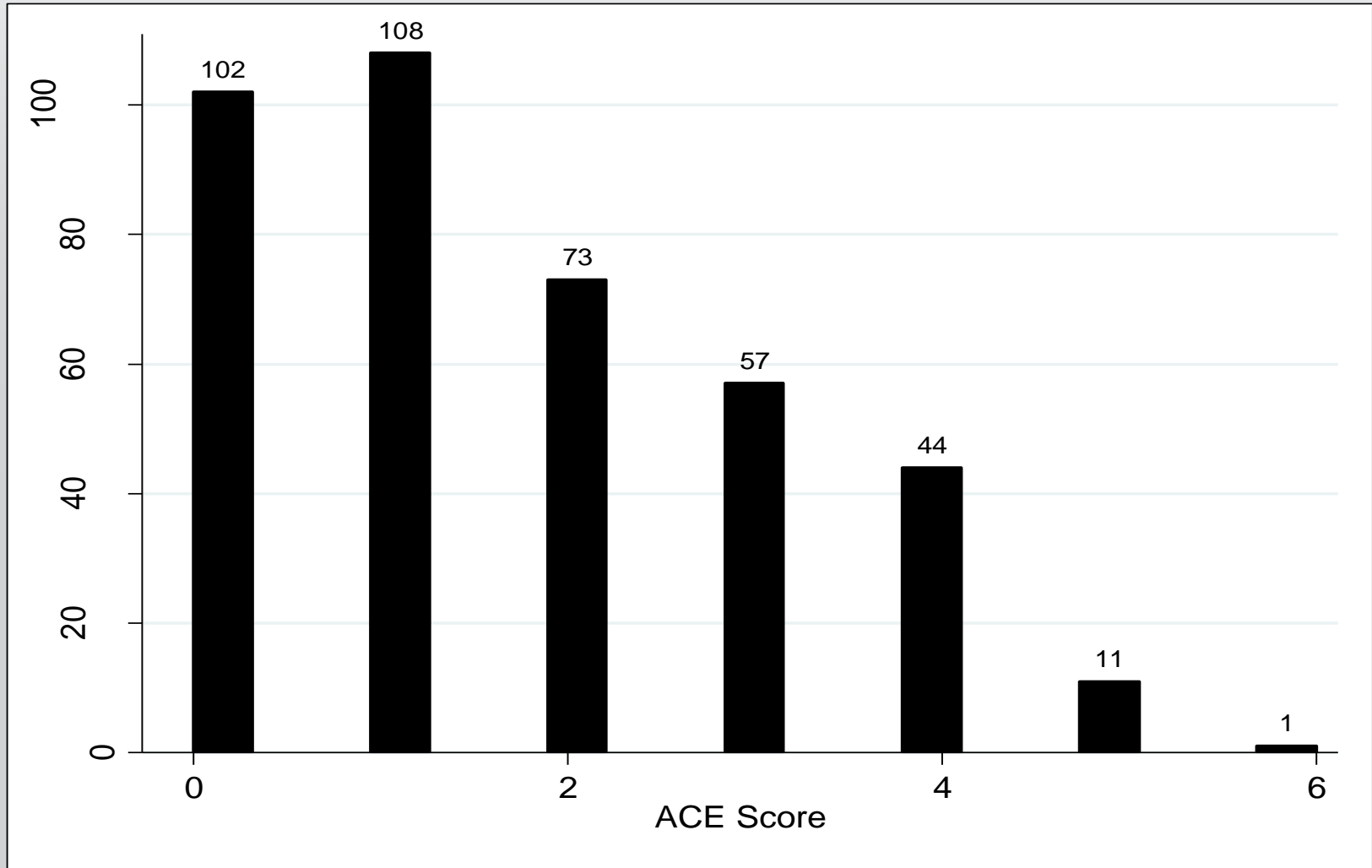
Current Study

- Prior research on ACEs – crime based on sample of adjudicated youth from one U.S. state
- Extend study using a geographically-distinct sample, Cambridge Study
 - Consider protective factors

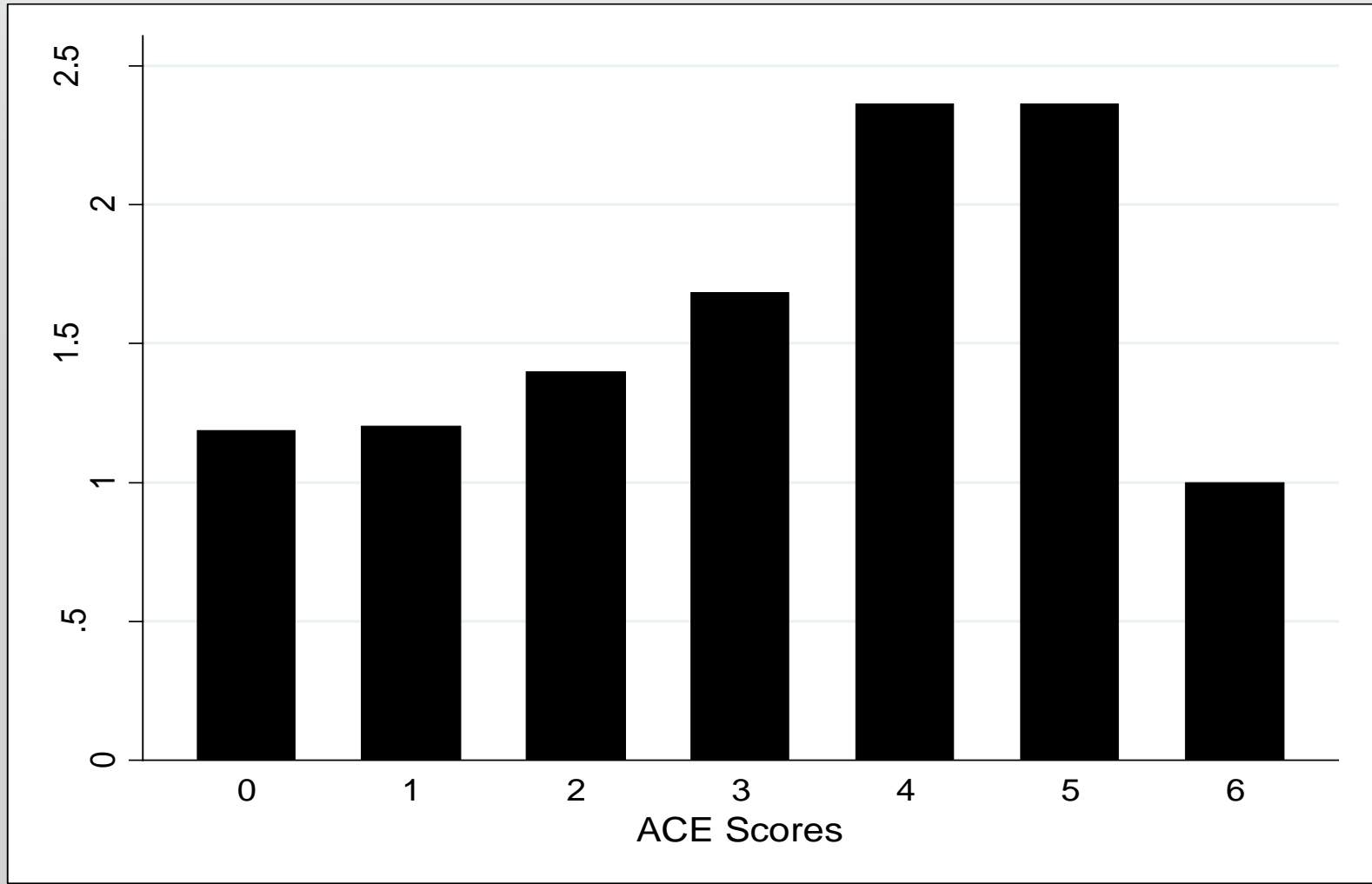
Current Study

- Offending
 - Delinquency (ages 10-16)
 - Life time offending (ages 10-56)
- ACEs
 - 6 measures representing 7 ACEs
- Protective factors
 - 24 early childhood variables
 - Trichotomized typically at the top and bottom quartiles

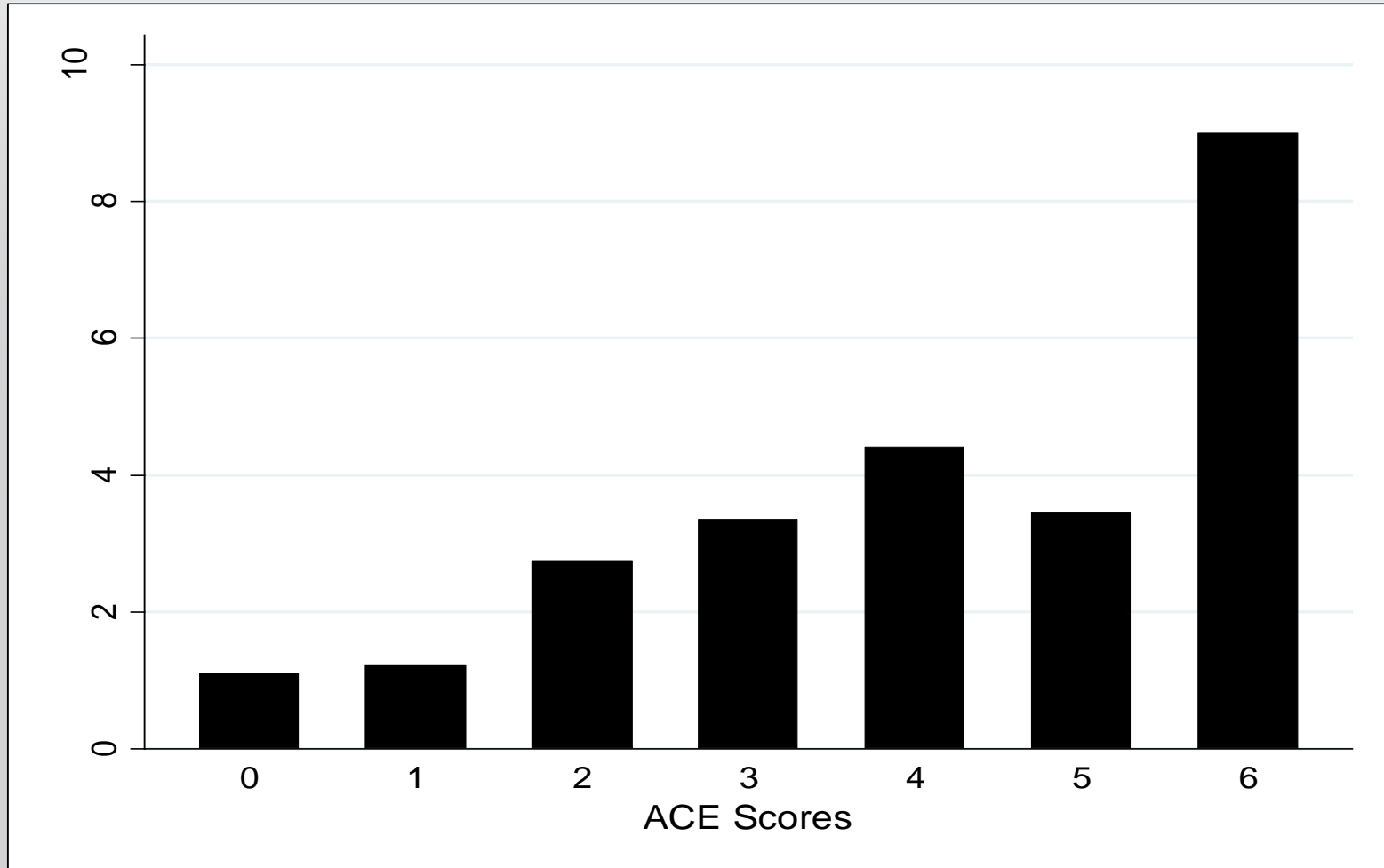
Results



Results



Results



Results

- Factors that were protective across all four analyses
 - Low daring
 - Low hyperactivity
 - Low troublesomeness
 - Small family size
 - Good child rearing

Variable at age 8-10	% delinquents ACEs			% delinquents No ACEs		
	P	NP	OR	P	NP	OR
High Verbal IQ	16.22	30.04	2.22*	7.41	14.67	2.15
High School Attainment	11.11	31.49	3.68*	9.09	14.49	1.69
Low Daring	9.20	33.64	5.00*	12.00	12.99	1.09
Low Hyperactivity	17.73	34.55	2.45*	5.66	20.41	4.27*
Low Neuroticism	15.87	29.51	2.22*	15.38	11.84	.74
Low Dishonesty	12.12	30.71	3.21*	0.00	17.81	--
Low Troublesomeness	7.14	35.89	7.28*	2.22	21.05	11.73*
Small Family Size	18.18	30.77	2.00*	13.04	12.50	.95
Low School Delinquency	15.29	34.22	2.88*	5.26	16.67	3.60
High Parental Interest in Education	10.84	32.31	3.92*	14.63	11.48	.76
Good Child Rearing	15.38	30.57	2.42*	17.02	9.09	.49
Few Separations	21.15	32.45	1.79*	8.75	27.27	3.91*

Discussion & Conclusion

- 75% of the Cambridge Study boys had experienced at least one ACE
- Those who experienced more ACEs had higher delinquency/offending rates
- 24 potential protective factors
 - Generally, those who had the protective factor were less likely to offend than those without it

Comparison By Risk

- Farrington et al. (2016) used same 24 factors
 - Similarities: low daring, low troublesomeness
- Characteristics of resiliency?
 - Those that are resilient in one area resilient in others

Discussion & Conclusion

- Limitations
 - Incomplete ACE measures
 - Potential generalizability
- Future Directions
 - How does one's context impact moderating effects of these protective factors?



Questions?

Jessica.Craig@unt.edu

UNT[®]

UNIVERSITY
OF NORTH TEXAS[®]

EST. 1890

Variable at age 8-10	% offended ACEs			% offended No ACEs		
	P	NP	OR	P	NP	OR
High Nonverbal IQ	34.33	50.63	1.96*	25.81	37.68	1.74
High Verbal IQ	32.39	51.50	2.22*	28.00	36.00	1.45
High School Attainment	28.99	52.34	2.69*	31.25	35.29	1.20
Low Daring	24.14	56.22	4.04*	20.83	38.16	2.34
Low Hyperactivity	37.41	54.88	2.03*	26.42	42.55	2.06
Low Impulsivity	32.50	52.23	2.27*	27.27	35.90	1.49
Low Neuroticism	26.98	52.28	2.96*	30.77	35.14	1.22
Low Dishonesty	27.27	52.52	2.95*	17.86	40.28	3.10
Low Troublesomeness	22.45	58.74	4.92*	25.00	41.07	2.09
Small Family Size	32.99	53.62	2.35*	30.43	37.04	1.34
Low School Delinquency	37.35	54.84	2.04*	31.58	36.21	1.23
High Parental Interest in Education	30.00	53.33	2.67*	40.00	30.00	.64
Good Child Rearing	37.18	50.44	1.72*	29.79	37.74	1.43
Good Supervision	31.34	51.20	2.30*	28.57	35.44	1.37
Few Separations	37.66	56.67	2.16*	32.91	38.10	1.25